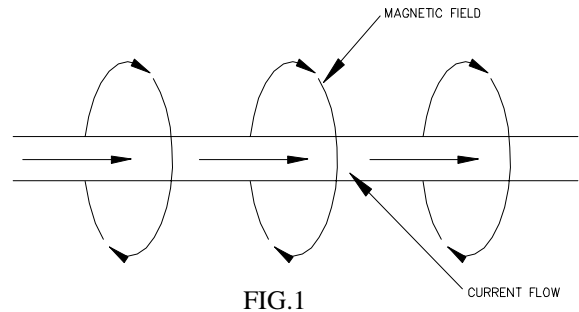


## Reverse Loop Contacts Technical Information

8/99

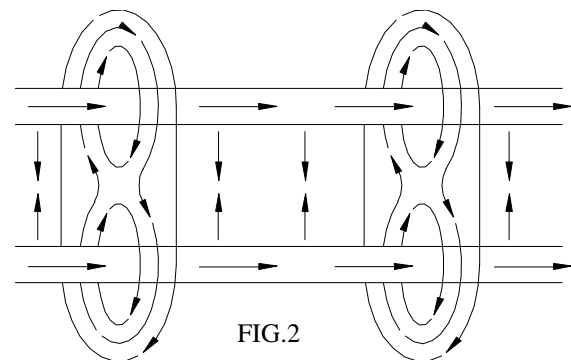
### Basic Concept (Fig. 1)

Current carrying conductors are surrounded by magnetic fields. The strength of this field is proportional to the magnitude of the current flowing through the conductor.



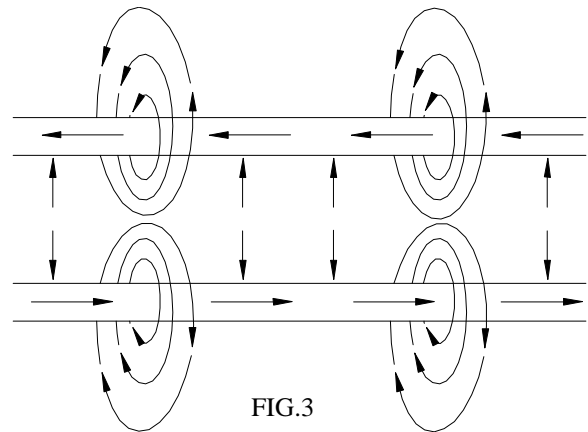
### Current Flow in Same Direction (Fig. 2)

Current carrying conductors that are parallel to each other and have current flowing in the same direction attract each other due to the magnetic forces acting on them.



### Current Flow in Opposite Direction (Fig. 3)

Current carrying conductors that are parallel to each other and have current flowing in the opposite direction repel due to the magnetic forces acting on them.



### Reverse Loop Design (Fig. 4)

Current flow through the two parallel inner segments of the reverse loop contacts in the same direction, thus these two segments attract each other, initiating contact pressure. Current flow through the inner segment and the outer segment is in opposite direction which causes a repelling force that amplifies the contact pressure.

