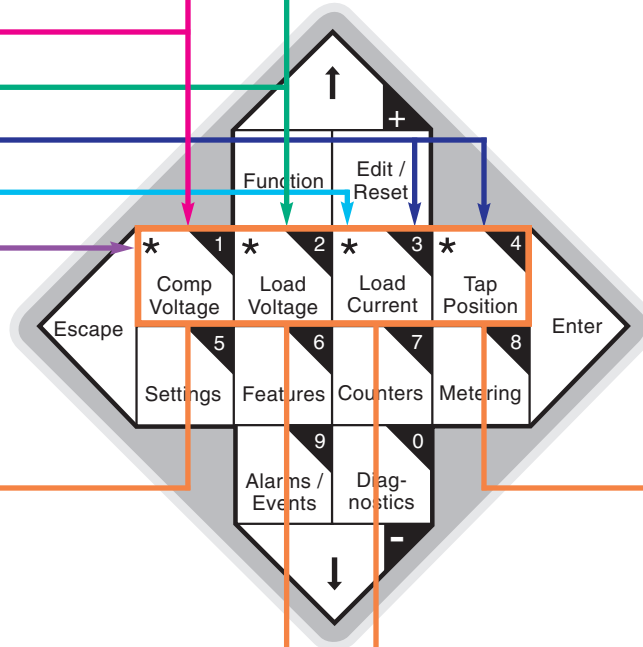


## Status Check with Metering-PLUS™ Feature

- Voltage Limiter High
- Out-Of-Band High
- Out-Of-Band Low
- Voltage Limiter Low
- Tapping Blocked
- Reverse Power
- Voltage Reduction

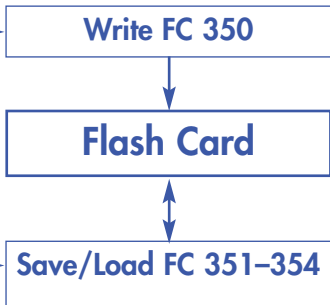



```
Comp Voltage 125.0
Band 119.0-121.0
Using Func 1-5
```

```
Load Voltage 115.0
Limiter 114.0-126.0
```

```
Tap Position 8
SOFT-ADD-AMP -8, 8
P.I. ADD-AMP -16, 16
```

```
Load Current 600 Fwd
Current Threshold 12
Mode Bi-directional
Blocked: Cntrl Switch
```



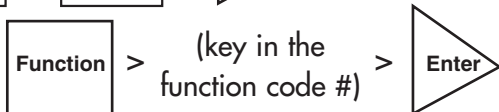
## Flash Card Port

Flash card used to save, write, and load information to and from control.

Enter Security Code:



Use Function Code:

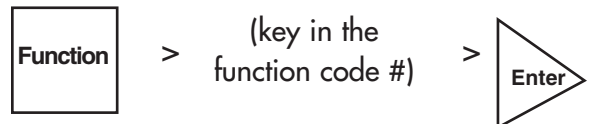
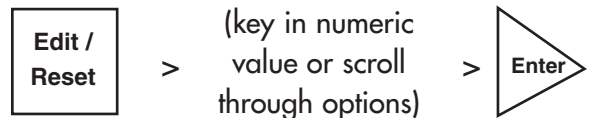


Use Menu Structure:

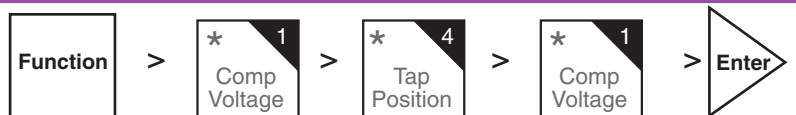


## Navigation

## Edit/Change Parameter



## Language/Idioma/Langue



**Main Menu**

**Sub-Menu**

**FC Sample Parameters Factory Setting**



Forward Direction	Reverse Direction	Configuration	Calendar/Clock Menu System
-------------------	-------------------	---------------	----------------------------

001	Forward Set Voltage	120.0
002	Forward Bandwidth	2.0
003	Forward Time Delay	45
004	Forward Line Drop Compensation R	0.0
005	Forward Line Drop Compensation X	0.0
051	Reverse Set Voltage	120.0
052	Reverse Bandwidth	2.0
053	Reverse Time Delay	45
054	Reverse Line Drop Compensation R	0.0
055	Reverse Line Drop Compensation X	0.0
040	Regulator Identification	panel serial number
140	Regulator Type	per nameplate
049	Tap-Changer Type*	per nameplate
041	Regulator Configuration	per nameplate
042	Control Operating Mode	Sequential
043	System Line Voltage	per nameplate
044	Overall P.T. Ratio	per nameplate
045	C.T. Primary Rating	per nameplate
046	Demand Time Interval	15.0
144	P.I. ADD-AMP High Limit	16
145	P.I. ADD-AMP Low Limit	-16
146	V <sub>in</sub> P.T. Configuration	V <sub>diff</sub> Mode




Auto-Block Status	Reverse Power Mode	Source-Side Voltage Calculation	Voltage Limiter	Voltage Reduction	Tap-to-Neutral	SOFT-ADD-AMP™ Feature	Communications	Calibration	Compact Flash	Turn Display Off
-------------------	--------------------	---------------------------------	-----------------	-------------------	----------------	-----------------------	----------------	-------------	---------------	------------------

069	Auto Operation Blocking Status*	Normal
056	Reverse Sensing Mode	Locked Forward
039	Source-Side Calculation	On
080	Voltage Limiter Mode	Off
070	Voltage Reduction Mode	Off
350	Data Writer	NA
351	Load Custom Configuration	NA
352	Load Standard Configuration	NA
353	Save Custom Configuration	NA
354	Save Standard Configuration	NA
355	Format Compact Flash Card	NA



**Operations Counter**



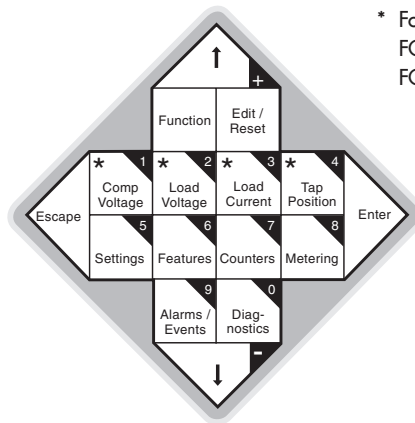
Instantaneous	Forward Demand	Reverse Demand	Master Reset
---------------	----------------	----------------	--------------



Alarms Active Unacknowledged	Alarms Active Acknowledged	Events
------------------------------	----------------------------	--------



Control	Communications	Maintenance	Metering-PLUS™ Feature
---------	----------------	-------------	------------------------



\* For quick troubleshooting, check FC 49 Tap Changer Type and FC 69 Auto Block Status.